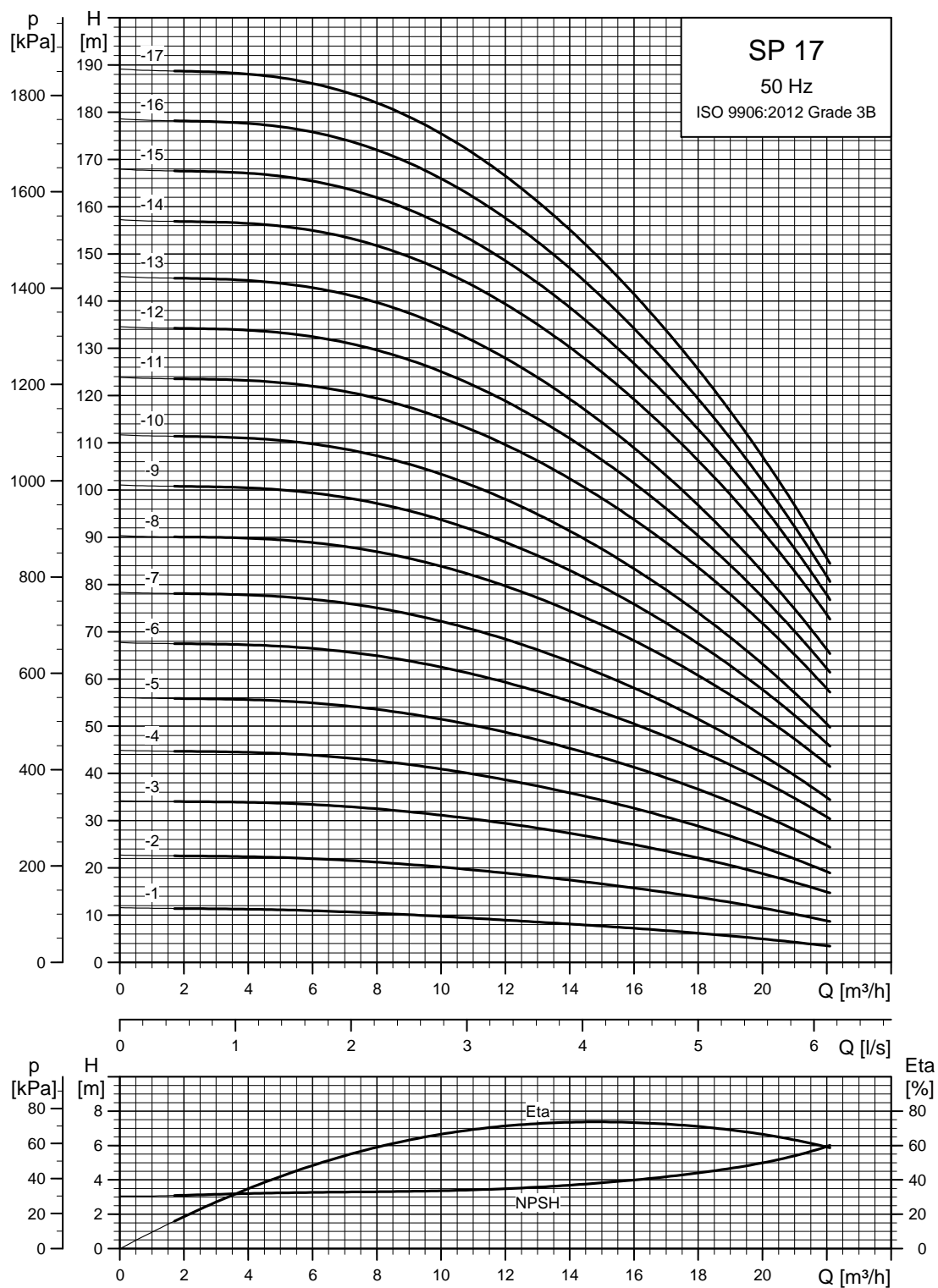


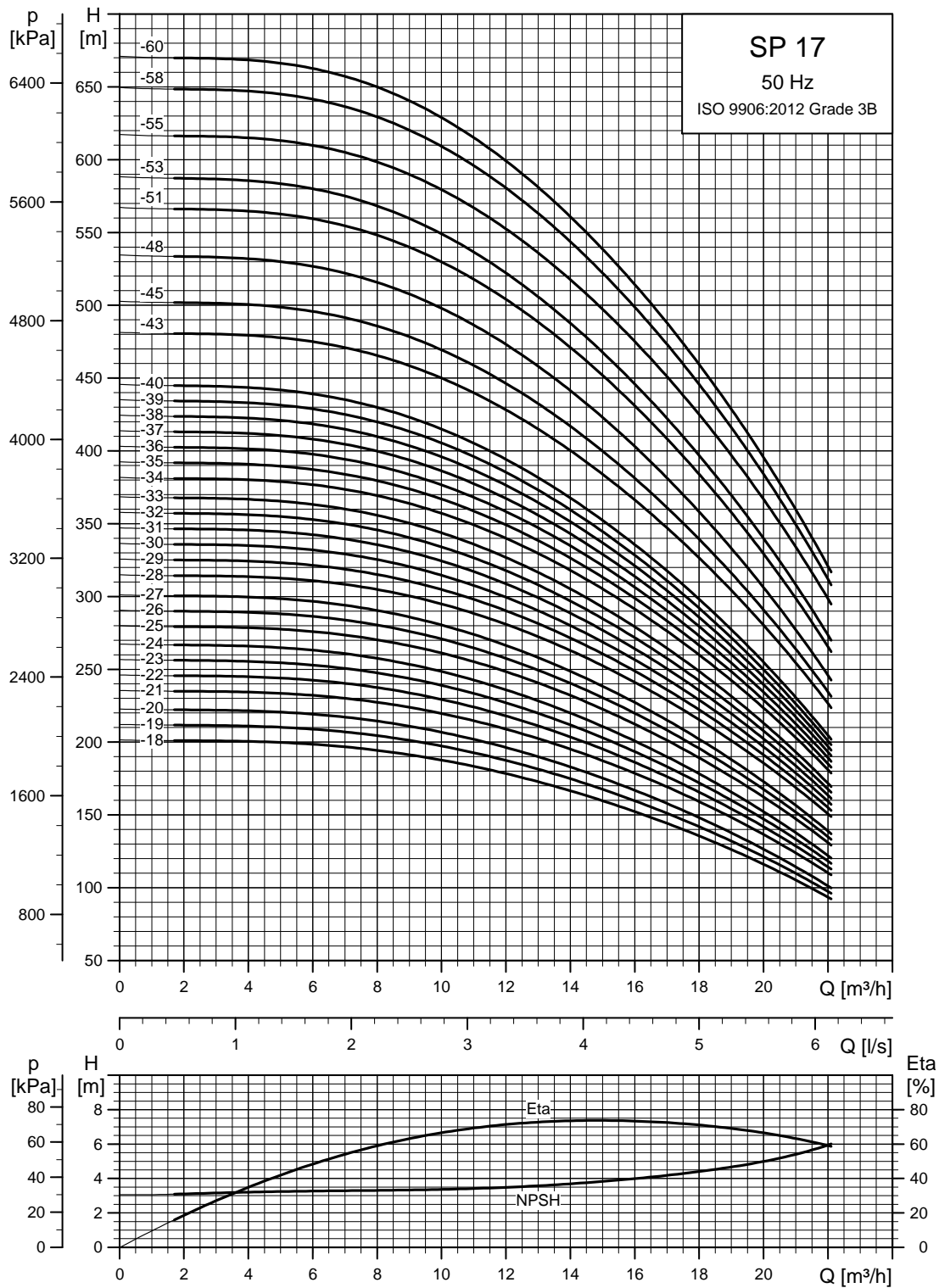
## SP 17

## Performance curves



See also section [How to read the curve charts](#) on page 23.

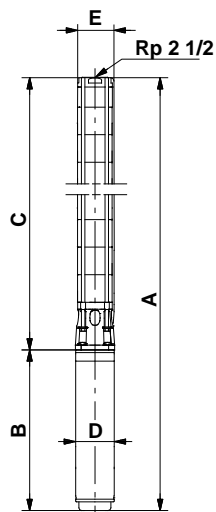
TM01 8757 4702



TM01 8758 4702

See also section [How to read the curve charts](#) on page 23.

## Dimensions and weights



TM01 2435 1798

SP 17-43 to SP 17-60 are mounted in sleeve for R 3 connection.

The pump types listed are also available in N- and R-versions. See page 6.

Pumps mounted in sleeve are only available in standard and N-versions.

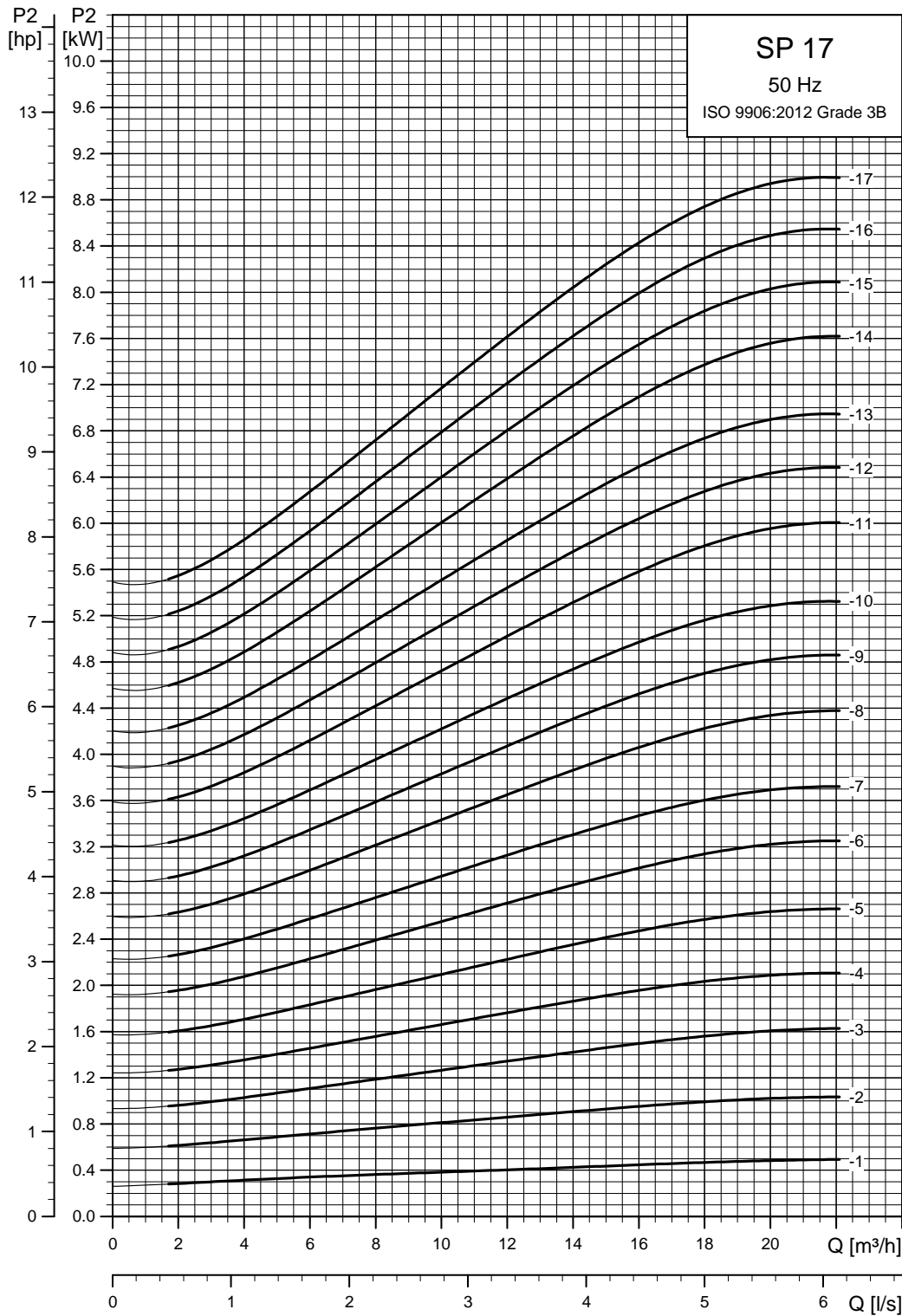
Other types of connection are possible by means of connecting pieces. See page 108.

\* Maximum diameter of pump with one motor cable.

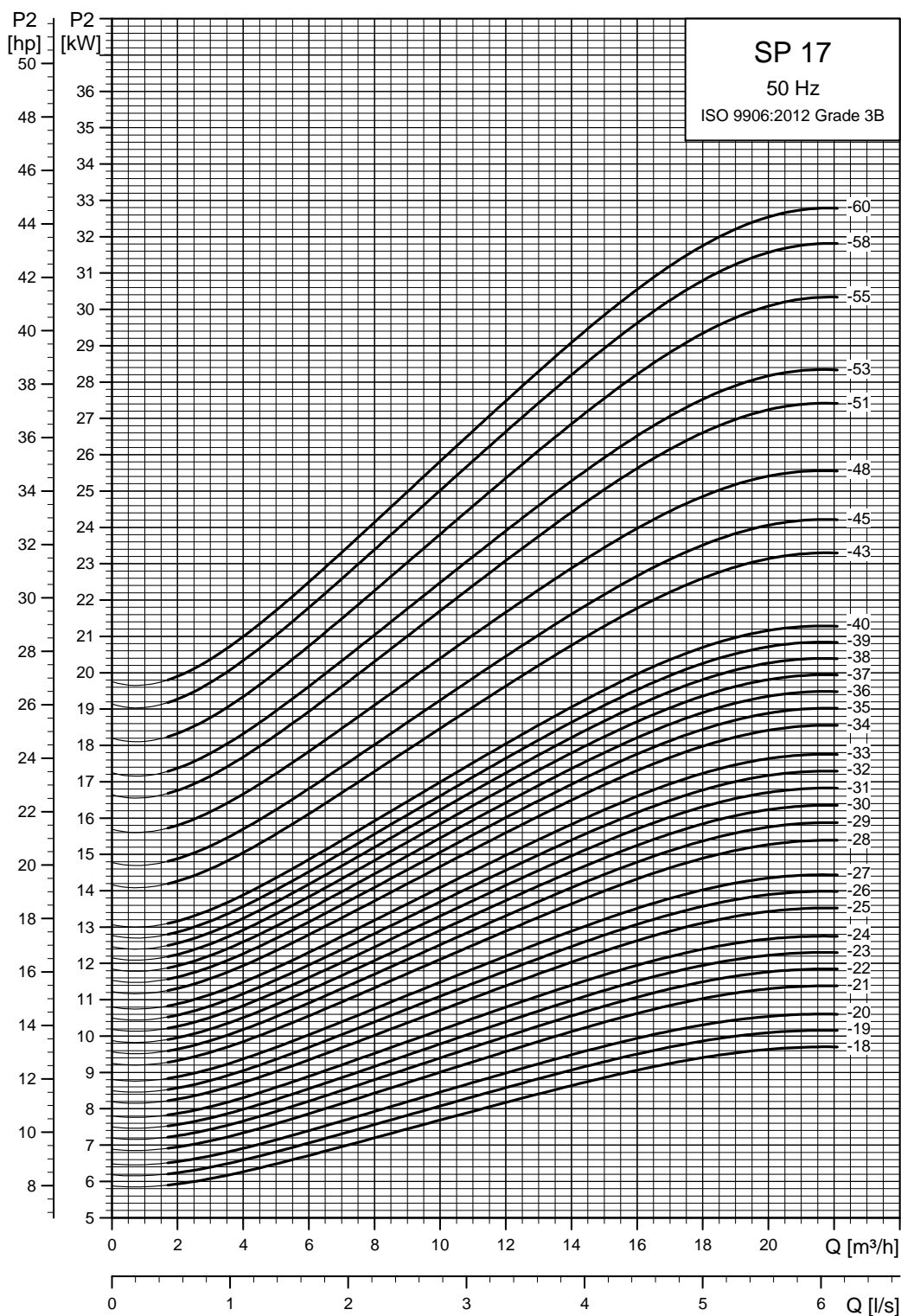
\*\* Maximum diameter of pump with two motor cables.

| Pump type                          | Motor   |            | Dimensions [mm] |      |      |       |     | Net weight [kg] |     |
|------------------------------------|---------|------------|-----------------|------|------|-------|-----|-----------------|-----|
|                                    | Type    | Power [kW] | C               | B    | A    | D     | E*  |                 | E** |
| Single-phase, 1 x 230 V            |         |            |                 |      |      |       |     |                 |     |
| SP 17-1                            | MS 402  | 0.55       | 324             | 317  | 641  | 95    | 134 | 12              |     |
| SP 17-1                            | MS 4000 | 2.2        | 324             | 577  | 901  | 95    | 134 | 26              |     |
| SP 17-2                            | MS 402  | 1.1        | 384             | 387  | 771  | 95    | 134 | 17              |     |
| SP 17-2                            | MS 4000 | 2.2        | 384             | 577  | 961  | 95    | 134 | 27              |     |
| SP 17-3                            | MS 4000 | 2.2        | 444             | 577  | 1021 | 95    | 134 | 28              |     |
| SP 17-4                            | MS 4000 | 2.2        | 504             | 577  | 1081 | 95    | 134 | 30              |     |
| Three-phase, 3 x 230 V / 3 x 400 V |         |            |                 |      |      |       |     |                 |     |
| SP 17-1                            | MS 402  | 0.55       | 324             | 282  | 606  | 95    | 134 | 11              |     |
| SP 17-1                            | MS 4000 | 0.75       | 324             | 402  | 726  | 95    | 134 | 18              |     |
| SP 17-2                            | MS 402  | 1.1        | 384             | 347  | 731  | 95    | 134 | 15              |     |
| SP 17-2                            | MS 4000 | 1.1        | 384             | 417  | 801  | 95    | 134 | 20              |     |
| SP 17-3                            | MS 402  | 2.2        | 444             | 387  | 831  | 95    | 134 | 19              |     |
| SP 17-3                            | MS 4000 | 2.2        | 444             | 457  | 901  | 95    | 134 | 23              |     |
| SP 17-4                            | MS 402  | 2.2        | 504             | 387  | 891  | 95    | 134 | 21              |     |
| SP 17-4                            | MS 4000 | 2.2        | 504             | 457  | 961  | 95    | 134 | 25              |     |
| SP 17-5                            | MS 4000 | 3.0        | 564             | 497  | 1061 | 95    | 134 | 27              |     |
| SP 17-6                            | MS 4000 | 4.0        | 624             | 577  | 1201 | 95    | 134 | 32              |     |
| SP 17-7                            | MS 4000 | 4.0        | 684             | 577  | 1261 | 95    | 134 | 34              |     |
| SP 17-8                            | MS 4000 | 5.5        | 744             | 677  | 1421 | 95    | 134 | 40              |     |
| SP 17-9                            | MS 4000 | 5.5        | 804             | 677  | 1481 | 95    | 134 | 42              |     |
| SP 17-10                           | MS 4000 | 5.5        | 864             | 677  | 1541 | 95    | 134 | 43              |     |
| SP 17-11                           | MS 4000 | 7.5        | 924             | 777  | 1701 | 95    | 134 | 50              |     |
| SP 17-12                           | MS 4000 | 7.5        | 984             | 777  | 1761 | 95    | 134 | 51              |     |
| SP 17-13                           | MS 4000 | 7.5        | 1044            | 777  | 1821 | 95    | 134 | 53              |     |
| SP 17-8                            | MS 6000 | 5.5        | 763             | 544  | 1307 | 139.5 | 142 | 144             | 49  |
| SP 17-9                            | MS 6000 | 5.5        | 823             | 544  | 1367 | 139.5 | 142 | 144             | 50  |
| SP 17-10                           | MS 6000 | 5.5        | 883             | 544  | 1427 | 139.5 | 142 | 144             | 52  |
| SP 17-11                           | MS 6000 | 7.5        | 943             | 574  | 1517 | 139.5 | 142 | 144             | 56  |
| SP 17-12                           | MS 6000 | 7.5        | 1003            | 574  | 1577 | 139.5 | 142 | 144             | 58  |
| SP 17-13                           | MS 6000 | 7.5        | 1063            | 574  | 1637 | 139.5 | 142 | 144             | 59  |
| SP 17-14                           | MS 6000 | 9.2        | 1123            | 604  | 1727 | 139.5 | 142 | 144             | 66  |
| SP 17-15                           | MS 6000 | 9.2        | 1183            | 604  | 1787 | 139.5 | 142 | 144             | 67  |
| SP 17-16                           | MS 6000 | 9.2        | 1243            | 604  | 1847 | 139.5 | 142 | 144             | 69  |
| SP 17-17                           | MS 6000 | 9.2        | 1303            | 604  | 1907 | 139.5 | 142 | 144             | 70  |
| SP 17-18                           | MS 6000 | 11         | 1363            | 634  | 1997 | 139.5 | 142 | 144             | 75  |
| SP 17-19                           | MS 6000 | 11         | 1423            | 634  | 2057 | 139.5 | 142 | 144             | 76  |
| SP 17-20                           | MS 6000 | 11         | 1483            | 634  | 2117 | 139.5 | 142 | 144             | 77  |
| SP 17-21                           | MS 6000 | 13         | 1543            | 664  | 2207 | 139.5 | 142 | 144             | 82  |
| SP 17-22                           | MS 6000 | 13         | 1603            | 664  | 2267 | 139.5 | 142 | 144             | 83  |
| SP 17-23                           | MS 6000 | 13         | 1663            | 664  | 2327 | 139.5 | 142 | 144             | 84  |
| SP 17-24                           | MS 6000 | 13         | 1723            | 664  | 2387 | 139.5 | 142 | 144             | 86  |
| SP 17-25                           | MS 6000 | 15         | 1783            | 699  | 2482 | 139.5 | 142 | 144             | 91  |
| SP 17-26                           | MS 6000 | 15         | 1843            | 699  | 2542 | 139.5 | 142 | 144             | 92  |
| SP 17-27                           | MS 6000 | 15         | 1903            | 699  | 2602 | 139.5 | 142 | 144             | 94  |
| SP 17-28                           | MS 6000 | 18.5       | 1963            | 754  | 2717 | 139.5 | 142 | 144             | 101 |
| SP 17-29                           | MS 6000 | 18.5       | 2023            | 754  | 2777 | 139.5 | 142 | 144             | 102 |
| SP 17-30                           | MS 6000 | 18.5       | 2083            | 754  | 2837 | 139.5 | 142 | 144             | 103 |
| SP 17-31                           | MS 6000 | 18.5       | 2143            | 754  | 2897 | 139.5 | 142 | 144             | 105 |
| SP 17-32                           | MS 6000 | 18.5       | 2203            | 754  | 2957 | 139.5 | 142 | 144             | 106 |
| SP 17-33                           | MS 6000 | 18.5       | 2263            | 754  | 3017 | 139.5 | 142 | 144             | 108 |
| SP 17-34                           | MS 6000 | 22         | 2323            | 814  | 3137 | 139.5 | 142 | 144             | 115 |
| SP 17-35                           | MS 6000 | 22         | 2383            | 814  | 3197 | 139.5 | 142 | 144             | 116 |
| SP 17-36                           | MS 6000 | 22         | 2443            | 814  | 3257 | 139.5 | 142 | 144             | 118 |
| SP 17-37                           | MS 6000 | 22         | 2503            | 814  | 3317 | 139.5 | 142 | 144             | 119 |
| SP 17-38                           | MS 6000 | 22         | 2563            | 814  | 3377 | 139.5 | 142 | 144             | 120 |
| SP 17-39                           | MS 6000 | 22         | 2623            | 814  | 3437 | 139.5 | 142 | 144             | 122 |
| SP 17-40                           | MS 6000 | 22         | 2683            | 814  | 3497 | 139.5 | 142 | 144             | 123 |
| SP 17-43                           | MS 6000 | 26         | 3215            | 874  | 4089 | 139.5 | 175 | 181             | 164 |
| SP 17-45                           | MS 6000 | 26         | 3335            | 874  | 4209 | 139.5 | 175 | 181             | 167 |
| SP 17-48                           | MS 6000 | 26         | 3515            | 874  | 4389 | 139.5 | 175 | 181             | 173 |
| SP 17-51                           | MS 6000 | 30         | 3695            | 944  | 4639 | 139.5 | 175 | 181             | 186 |
| SP 17-53                           | MS 6000 | 30         | 3815            | 944  | 4759 | 139.5 | 175 | 181             | 189 |
| SP 17-55                           | MMS 6   | 37         | 3935            | 1312 | 5247 | 144   | 175 | 181             | 234 |
| SP 17-58                           | MMS 6   | 37         | 4115            | 1312 | 5427 | 144   | 175 | 181             | 240 |
| SP 17-60                           | MMS 6   | 37         | 4235            | 1312 | 5547 | 144   | 175 | 181             | 243 |

Power curves



TM01 8759 4702



TM01 8760 4702