

## Weekly Economic and Financial Market Snapshot

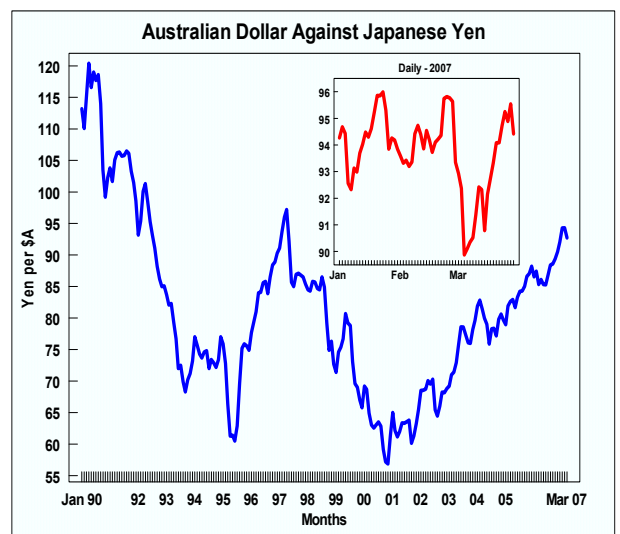
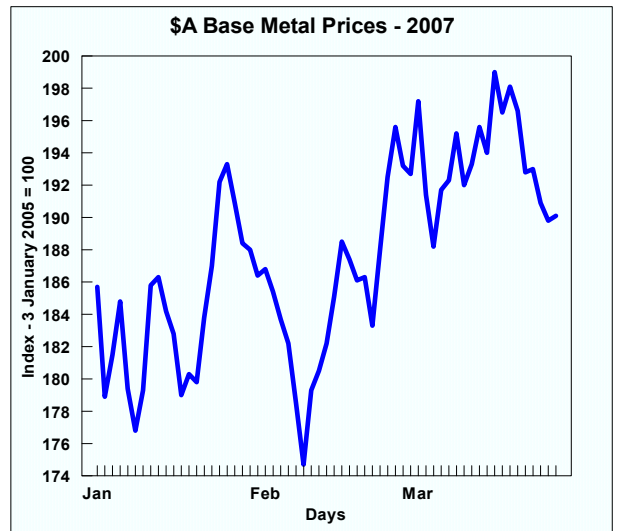
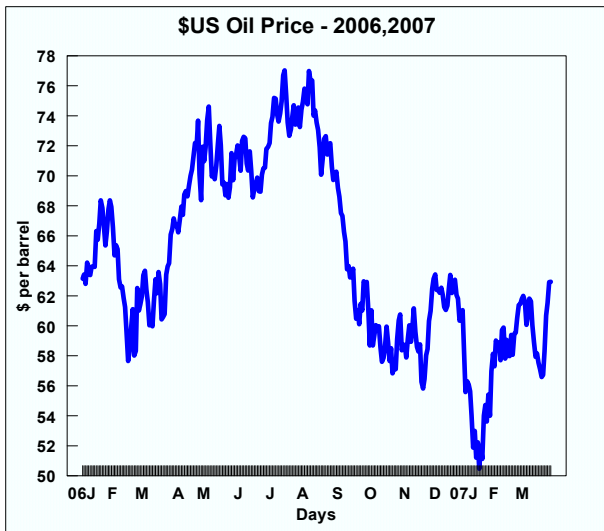
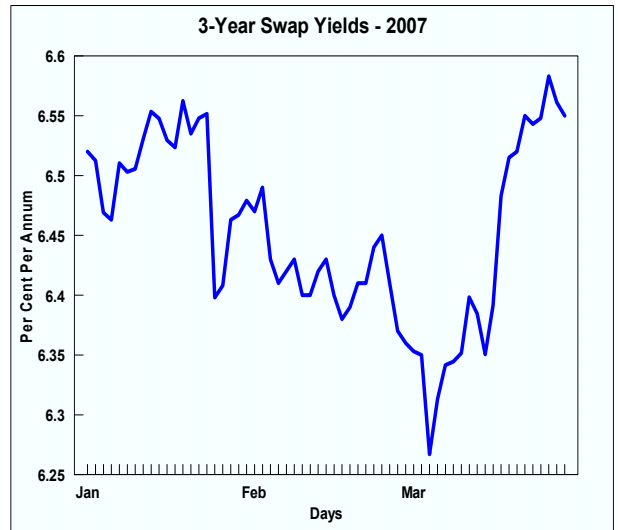
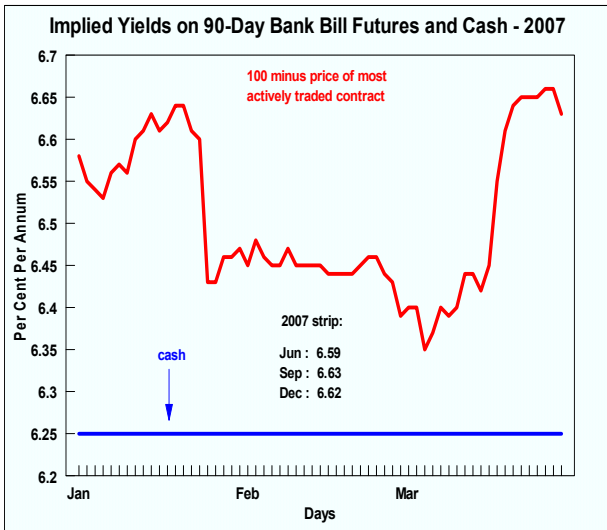
28 March 2007

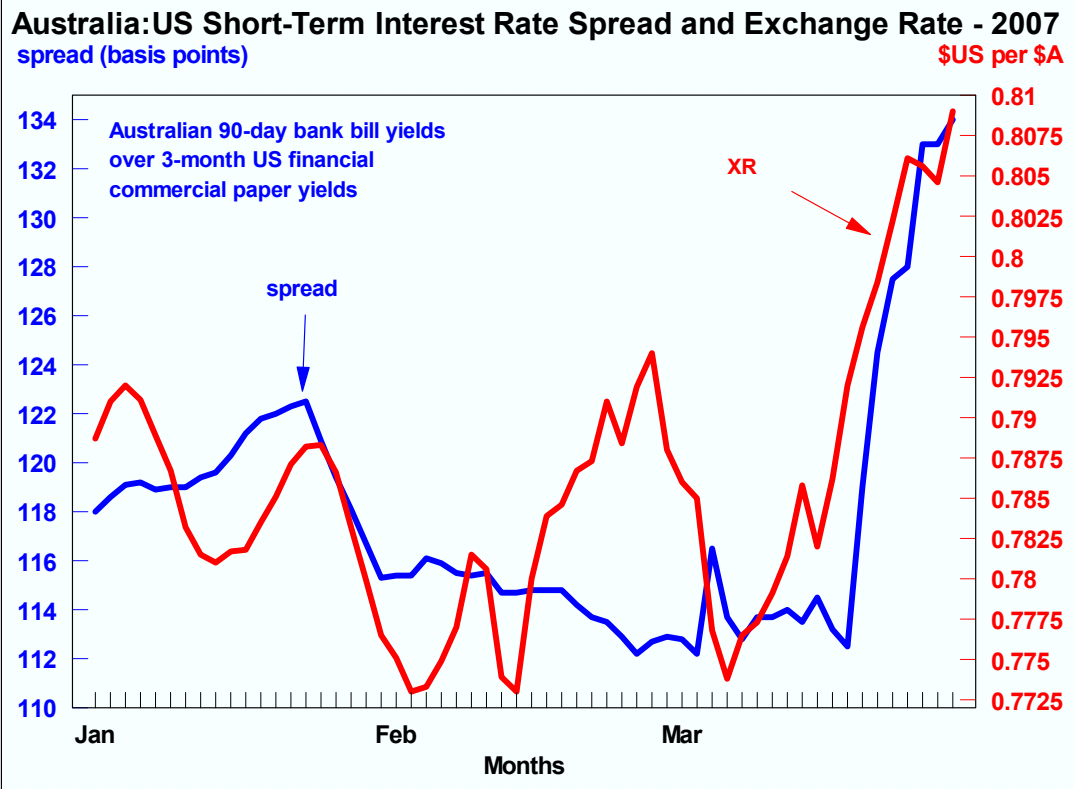
|                                   | Indicative Rates & Prices <sup>(a)</sup> |           |           |        |
|-----------------------------------|--|-----------|-----------|--------|
|                                   | Year Ago                                 | Last Week | This Week | Today  |
| <b>Interest Rates</b>             |  |           |           |        |
| (% pa)                            |  |           |           |        |
| <b>cash</b>                       | 5.50                                     | 6.25      | 6.25      | 6.25   |
| <b>bank bills</b>                 |  |           |           |        |
| 30-day                            | 5.58                                     | 6.35      | 6.44      | 6.46   |
| 90-day                            | 5.60                                     | 6.42      | 6.56      | 6.56   |
| 180-day                           | 5.64                                     | 6.53      | 6.64      | 6.64   |
| <b>swaps</b>                      |  |           |           |        |
| 1-year                            | 5.60                                     | 6.54      | 6.61      | 6.60   |
| 3-year                            | 5.67                                     | 6.49      | 6.56      | 6.56   |
| 5-year                            | 5.75                                     | 6.47      | 6.52      | 6.52   |
| 10-year                           | 5.77                                     | 6.29      | 6.34      | 6.35   |
| <b>Exchange Rates</b>             |  |           |           |        |
| units of FX per \$A               |  |           |           |        |
| \$US                              | 0.7098                                   | 0.7949    | 0.8061    | 0.8049 |
| yen                               | 83.23                                    | 93.27     | 95.0      | 94.4   |
| euro                              | 0.5907                                   | 0.5983    | 0.6046    | 0.6030 |
| TWI <sup>(b)</sup>                | 60.4                                     | 65.1      | 65.8      | 65.6   |
| <b>Commodities</b>                |  |           |           |        |
| <b>gold</b> (\$/ounce)            |  |           |           |        |
| \$US                              | 560.15                                   | 654.89    | 662.19    | 666.22 |
| \$A                               | 789.22                                   | 823.89    | 821.31    | 827.70 |
| <b>oil</b> (\$/barrel)            |  |           |           |        |
| \$US                              | 64.82                                    | 57.26     | 61.27     | 62.93  |
| \$A                               | 89.67                                    | 72.00     | 74.23     | 78.18  |
| <b>base-metals</b> <sup>(c)</sup> |  |           |           |        |
| \$US                              | 145.3                                    | 203.9     | 200.7     | 199.9  |
| \$A                               | 156.9                                    | 196.6     | 191.3     | 190.1  |
| <b>Equities</b>                   |  |           |           |        |
| All Ords                          | 5,027                                    | 5,838     | 5,941     | 5,913  |
| Dow                               | 11,234                                   | 12,246    | 12,451    | 12,397 |

Notes: (a) Indicative wholesale prices/yields. With the exception of cash and all data in the "today" column, all observations are weekly averages ending Wednesday. Cash is snapshot on the Wednesday of the relevant week.

(b) Trade-weighted index value of \$AUD, based at May 1970 = 100.

(c) Composite index based on London Metal Exchange (LME) prices of aluminium, nickel, copper, zinc and lead; weighted by each metal's relative importance in the RBA's index of commodity prices. Base of index is 3 January 2005 = 100





Contact us: telephone: 1800 664 565; or [www.bankwest.com.au/business](http://www.bankwest.com.au/business)

No person should rely on the contents of this publication without first obtaining independent advice from a qualified professional person. Except for any statutory liability which cannot be excluded, HBOS Australia Pty. Ltd, its employees and directors will not accept any responsibility for any errors and are not liable for any loss, damage, cost or expense incurred or suffered as a result of relying on any opinion, representations, advice, recommendations, statement or information contained in this publication whether by reason of any negligence, act, omission, default or lack of care and whether or not such loss, damage, cost or expense was reasonably foreseeable.