








LOAD RATINGS

| | CLASS RATING | TYPICAL USE | NOMINAL WHEEL LOAD (kg) | SERVICE ABILITY DESIGN LOAD (kN) | ULTIMATE LIMIT STATE DESIGN LOAD (kN) |
|---|--------------|---|-------------------------|----------------------------------|---------------------------------------|
| | | | AS3996 | AS3996 | AS3996 |
|  | A | pedestrians and cyclists | 330 kgs | 6.7 | 10 |
|  | B | vehicle or livestock, and light tracker paths | 2670 kgs | 53 | 80 |
|  | C | pedestrians and slow moving commercial vehicles | 5 t | 100 | 150 |
|  | D | Carriageways of roads and areas open to commercial vehicles | 8t | 140 | 210 |
|  | E | General docks and aircraft pavements | 13.7t | 267 | 400 |
|  | F | Docks and aircraft runways subjects to high wheel loads | 20t | 400 | 600 |
|  | G | Docks and aircraft pavements subject to very high wheel loads, heavy machinery and any vehicles 30t up to 88t | 30t | 600 | 900 |